

# Employee engagement snapshot survey



[www.mercer-africa.com](http://www.mercer-africa.com)

**Quickly and effectively measure employee engagement and uncover practical insights to achieve your potential**



### Crafted by experts

Research validated questions that measure engagement and organisational effectiveness.



### Easy for employees

Simple to use technology accessible via mobile and online platforms.



### Rapid

Real-time participation tracking and live results. Survey findings available as soon as one-month from project kick off.



### Cost effective

From as little as USD8,000 access practical insights at overall and granular levels.



**9/10** executives are concerned about high employee absence rates.



Source: Mercer Global Talent Trends 2022

**Leverage on Mercer's pre-defined research validated questions to understand not only engagement levels of employees but also to measure crucial aspects of work life, including views on line managers, executive leaders, the strategic focus of the company, and much more.**



**52 closed-ended** survey items across 9 dimensions and **2-open-ended** comment questions. Ability to add **5 additional custom** questions.



Access to Mercer's suite of **benchmarks**



Available in **28 languages**



Provision of three **Best Practice** documents



**Drill down** 1 level down from company overall and access to **6 demographics**



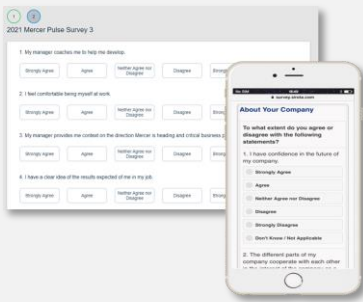
**Online interactive reports** available by manager or unit also in PowerPoint and Excel



**Real-time** response tracking and results



One-hour consultant-led presentation of **results interpretation and insights**

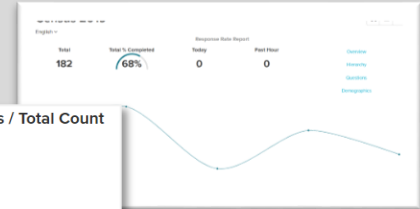


## Modern surveying capabilities make for easy survey completion, thus driving high response rates

- Desktop and mobile supported with coordinated support for helpdesk queries
- Select from over 28 survey languages

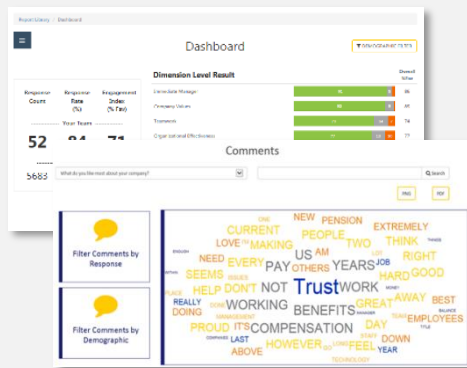
## Monitor real-time participation, allowing you to achieve robust response rates

Name	Percentage Complete	Responses / Total Count
Robert Fox	68%	182 / 268
Lori Kiefer	77%	91 / 128
Todd Perino	78%	14 / 18
Jay Colwell	60%	34 / 57
Robert Cannon	64%	34 / 53



## Results delivered real-time, visual and easy to interpret

- Filter and sort results according to any combination of demographics
- Compare results against Mercer's extensive normative database
- Review open comment responses using in-built survey analysis tools (where participants self-code responses by topic and using demographic filters for comments)
- Export functionality built-in



## Highly bespoke executive presentation report that translates your objectives into tangible area of focus

- Using in-depth data analysis to build a compelling storyline as we communicate the key themes and recommendation action areas to senior stakeholders across the firm
- Coupled with Best Practice documents containing a business case for the measurement, and suggested actions for managers



With more than 45 years of experience and proven global capability helping companies gain better employee insights and enhance employee experiences to improve productivity, employee engagement and employee well-being.



Full-service expertise, tools and approaches to execute employee engagement surveys (EES) in more than 180 countries in 80 different languages across the globe.



Send an email to [mercerafrica@mercer.com](mailto:mercerafrica@mercer.com) to speak to one of our consultants or visit [www.mercer-africa.com](http://www.mercer-africa.com) to learn more.